



JABO SUPPLY

PVC

PIPE, VALVES & FITTINGS



INCLUDES

PVC VALVES

PVC SCH 40

PVC SCH 80

CPVC SCH 80

JABO SUPPLY



5 LOCATIONS

PARKERSBURG, WV

10085 Emerson Avenue 26102
(304) 464-4400

MORGANFIELD, KY

118 Jim Veatch Road, 42437
(270) 389-3430

HUNTINGTON, WV

209 Braley Street, 25705
(304) 736-8333

NORTON, VA















205 Hawthorne Drive, 24273
(276) 679-1224

BEAVER, WV (BECKLEY)

227 C&O Shop Road 25813
(304-252-0000

SINCE 1964 SERVICE IS MORE THAN A PROMISE

INDEX





PRESSURE & TEMP FOR PVC PIPE		6
PVC SCH 40		9-12
TYPES OF SCHEDULE 40 PVC		8
SCHEDULE 40 PLAIN END PIPE		9
SCHEDULE 40 GROOVED PIPE		9
SCHEDULE 40 SOCKET 90		10
SCHEDULE 40 SOCKET 45		10
SCHEDULE 40 SOCKET TEE		10
SCHEDULE 40 SOCKET COUPLING		10
SCHEDULE 40 SOCKET X MALE ADAPTER		10
SCHEDULE 40 SOCKET X FEMALE ADAPTER		10
SCHEDULE 40 SPIGOT X FEMALE ADAPTER		11
SCHEDULE 40 SPIGOT X SOCKET BUSHING		11
SCHEDULE 40 SOCKET CAP		11
PURPLE PRIMER		12
HD CLEAR CEMENT		12
ALL PURPOSE CEMENT		12















TYPES OF PVC-CPVC-80		14
PVC SCH 80		15-24
SCHEDULE 80 PLAIN END PIPE		16
SCHEDULE 80 GROOVED PIPE		16
SCHEDULE 80 SOCKET 90		17
SCHEDULE 80 SOCKET 45		17
SCHEDULE 80 SOCKET TEE		17
SCHEDULE 80 SOCKET REDUCING TEE		17
SCHEDULE 80 SOCKET COUPLING		18
SCHEDULE 80 SOCKET X MALE ADAPTER		18
SCHEDULE 80 SOCKET X FEMALE ADAPTER		18
SCHEDULE 80 SPIGOT X FIPT BUSHING		19
SCHEDULE 80 SPIGOT X SOCKET BUSHING		19
SCHEDULE 80 X SOCKET REDUCING COUPLING		19
SCHEDULE 80 SOCKET CAP		20
SCHEDULE 80 SOCKET FLANGE 2 PIECE		20

CONT NEXT PAGE



INDEX

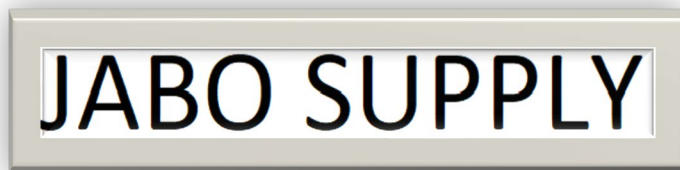
SCHEDULE 80 SOCKET CONT.

SCHEDULE 80 BLIND FLANGE		20
SCHEDULE 80 UNION		21
SCHEDULE 80 SOCKET WYE		21
PVC SCHEDULE 80 THREADED FITTINGS		
SCHEDULE 80 THREADED 90		22
SCHEDULE 80 THREADED 45		22
SCHEDULE 80 THREADED TEE		22
SCHEDULE 80 THREADED COUPLING		22
SCHEDULE 80 THREADED REDUCER		22
SCHEDULE 80 THREADED UNION W/VITON SEAL		22
SCHEDULE 80 THREADED BUSHING		23
SCHEDULE 80 THREADED PLUG		23
SCHEDULE 80 THREADED CAP		23
SCHEDULE 80 THREADED FLANGE		23

CPVC SCH 80		25-31
CPVC SCHEDULE 80 PIPE		26
CPVC SCHEDULE 80 SOCKET 90		27
CPVC SCHEDULE 80 SOCKET 45		27
CPVC SCHEDULE 80 SOCKET TEE		27
CPVC SCHEDULE 80 REDUCING TEE		27
CPVC SCHEDULE 80 ADAPTER		28
CPVC SCHEDULE 80 SOCKET X MIP ADAPTER		28
CPVC SCHEDULE 80 SOCKET X FIPT ADAPTER		28
CPVC SCHEDULE 80 SPIGOT X FIPT BUSHING		29
CPVC SCHEDULE 80 SPIGOT X SOCKET BUSHING		29
CPVC SCHEDULE 80 SOCKET REDUCING COUPLING		29
CPVC SCHEDULE 80 SOCKET CAP		30
CPVC SCHEDULE 80 VANTONE FLANGE		30
CPVC SCHEDULE 80 BLIND FLANGE		30

INDEX

CPVC SCHEDULE 80 SOCKET UNION		30
CPVC SCHEDULE 80 SOCKET WYE		30
PURPLE PRIMER		31
CPVC MEDIUM CEMENT		31
PVC SCHEDULE 80 NIPPLES		33-34
SCHEDULE 80 NIPPLES		34
PVC VALVES		35-36
PVC NIBCO TRU UNION BALL VALVE		36
PVC SPEARS TRU UNION BALL VALVE		36
CPVC NIBCO TRU UNION BALL VALVE		36
CPVC SPEARS TRU UNION BALL VALVE		36
1-PIECE SOCKET BALL VALVE		36
1-PIECE THREADED BALL VALVE		36
BALL CHECK VALVE TRU UNION		36



PRESSURE & TEMPERATURE

RULE OF THUMB

Pressure Rating INCREASES as the schedule of the pipe increases.

Pressure Rating DECREASES as the size of the pipe increase.

PSI RATING PVC PIPE

TABLE 1										
Pertains to pipe stock used in fabrication (fittings are not pressure rated)										
Maximum Working Pressure (psi) @ 73°F										
Size	4"	6"	8"	10"	12"	14"	16"	18"	20"	24"
SDR-41	100	100	100	100	100	100	100	100	100	100
SDR-26	160	160	160	160	160	160	160	160	160	160
Sch 40	220	180	160	140	130	130	130	130	130	130
Sch 80	320	280	250	230	230	220	220	220	220	220

JABO SUPPLY DOES NOT WARRANT THE ABOVE PSI CHART

TEMPERATURES FOR PVC PIPE

The pressure ratings given are for water, non-shock, @ 73°F. The following temperature de-rating factors are to be applied to the working pressure ratings (WP) listed when operating at elevated temperatures.

OPERATING TEMPERATURE (°F)	DE-RATING FACTOR
73	1.00
80	0.88
90	0.75
100	0.62
110	0.51
120	0.40
130	0.31
140	0.22

Multiply the working pressure rating of the selected pipe at 73°F, by the appropriate de-rating factor to determine the maximum working pressure rating of the pipe at the elevated temperature chosen.

EXAMPLE: 10" PVC SCHEDULE 80 @ 120°F = ?
230 psi x 0.40 = 92 psi max. @ 120°F

THE MAXIMUM SERVICE TEMPERATURE FOR PVC IS 140°F.

Solvent cemented joints should be utilized when working at or near maximum temperatures.

Threading of Schedule 40 PVC pipe is not a recommended practice due to insufficient wall thickness. Thread only Schedule 80 or heavier walls. **Threading requires a 50% reduction in pressure rating stated for plain end pipe @ 73°F.**

Chemical resistance data should be referenced for proper material selection and possible de-rating when working with fluids other than water.

ASTM STANDARD D1784 MATERIAL EQUIVALENTS: Cell Classification 12454 = PVC Type 1 Grade 1 = PVC 1120


Pipe sizes shown are manufactured in strict compliance with ASTM D1785

JABO SUPPLY DOES NOT WARRANT THE ABOVE INFORMATION, REFER TO MANUFACTURE FOR SPECIFICATIONS.
"USED AS GUIDE ONLY"



JABO SUPPLY

PVC



SCHEDULE 40



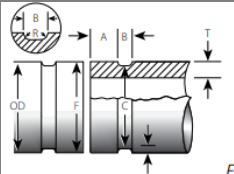
SCH 40 PIPE

CALL JABO SUPPLY

SCH 40 PLAIN END

SCH 40 GROOVE

SCH 40 PIPE CHART

			PVC SCH 40 PIPE CHART





SCH 40 FITTINGS

SOCKET 90 ELL

SOCKET 45 ELL

SOCKET TEE

SOCKET COUPLING





			

SOCKET X MALE ADAPTER

SOCKET X FEMALE
ADAPTER

SPIGOT X FEMALE
ADAPTER

SPIGOT X SOCKET

CAP

PURPLE PRIMER

HD CLEAR PVC CEMENT


ALL PURPOSE CEMENT

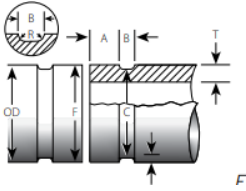
			

SOCKET- PIPE GOES INTO THE SOCKET

SPIGOT- PIPE OR FITTING GOES OVER THE SPIGOT

PVC SCH 40 PIPE AND FITTINGS

PVC SCH 40 PIPE PLAIN END	
	
JABO PART#	SIZE
016-12640	1/2"
016-12700	3/4"
016-12760	1"
016-12820	1-1/4"
016-12880	1-1/2"
016-12940	2"
016-13000	2-1/2"
016-13060	3"
016-13180	4"
016-13200	6"
016-13210	8"
016-13240	10"
016-13280	12"
1/8" - 24" AVAILABLE FROM THE FACTORY	

PVC SCH 40 ROLL GROOVE	
	
JABO PART#	SIZE
016-60040	4"
016-60060	6"
016-60080	8"
SEE VICTAULIC GROOVED SYSTEMS FOR COUPLINGS AND FITTINGS	

PVC and CPVC Pipes - Schedule 40					
Nominal Pipe Size (inches)	Outside Diameter (inches)	Minimum Wall Thickness (inches)	Nominal Inside Diameter (inches)	Weight (lb/ft)	
				PVC	CPVC
1/2	0.840	0.109	0.622	.16	.17
3/4	1.050	0.113	0.824	.21	.23
1	1.315	0.133	1.049	.32	.34
1 1/4	1.660	0.140	1.380	.43	.46
1 1/2	1.900	0.145	1.610	.51	.55
2	2.375	0.154	2.067	.68	.74
2 1/2	2.875	0.203	2.469	1.07	1.18
3	3.500	0.216	3.068	1.41	1.54
4	4.500	0.237	4.026	2.01	2.20
5	5.563	0.258	5.047	2.73	
6	6.625	0.280	6.065	3.53	3.86
8	8.625	0.322	7.981	5.39	5.81
10	10.750	0.365	10.020	7.55	8.24
12	12.750	0.406	11.938	10.01	10.89
14	14.000	0.438	13.124	11.80	
16	16.000	0.500	15.000	15.43	

PVC SCH 40 PIPE AND FITTINGS

PVC SCH 40 SOCKET 90




JABO PART#	SIZE
018-00020	1/2"
018-00030	3/4"
018-00040	1"
018-00050	1-1/4"
018-00060	1-1/2"
018-00070	2"
018-00080	2-1/2"
018-00090	3"
018-00100	4"
018-00110	6"
018-00120	8"

PVC SCH 40 SOCKET 45



JABO PART#	SIZE
018-00160	1/2"
018-00170	3/4"
018-00180	1"
018-00190	1-1/4"
018-00200	1-1/2"
018-00210	2"
018-00220	2-1/2"
018-00230	3"
018-00240	4"
018-00260	6"
018-00270	8"

PVC SCH 40 SOCKET TEE



JABO PART#	SIZE
018-00300	1/2"
018-00310	3/4"
018-00320	1"
018-00330	1-1/4"
018-00340	1-1/2"
018-00350	2"
018-00360	2-1/2"
018-00370	3"
018-00380	4"
018-00390	6"
018-00400	8"

PVC SCH 40 SOCKET COUPLING



JABO PART#	SIZE
018-00450	1/2"
018-00460	3/4"
018-00470	1"
018-00480	1-1/4"
018-00490	1-1/2"
018-00500	2"
018-00510	2-1/2"
018-00520	3"
018-00530	4"
018-00540	6"
018-00550	8"
018-00560	10"
018-00570	12"

*Non Stock Call Jabo Supply

PVC SCH 40 SOCKET X MALE ADAPTER



JABO PART#	SIZE
018-00600	1/2"
018-00610	3/4"
018-00620	1"
018-00630	1-1/4"
018-00640	1-1/2"
018-00650	2"
018-00660	2-1/2"
018-00670	3"
018-00680	4"
*	6"
*	8"
*	10"
*	12"

*Non Stock Call Jabo Supply

PVC SCH 40 SOCKET X FEMALE ADAPTER



JABO PART#	SIZE
018-00720	1/2"
018-00730	3/4"
018-00740	1"
018-00750	1-1/4"
018-00760	1-1/2"
018-00770	2"
018-00780	2-1/2"
018-00790	3"
018-00800	4"
*	6"
*	8"
*	10"
*	12"

*Non Stock Call Jabo Supply

PVC SCH 40 PIPE AND FITTINGS

**PVC SCH 40 SPIGOT X
FEMALE ADAPTER**



JABO PART#	SIZE
*	1/2"
*	3/4"
018-00870	1"
*	1-1/4"
018-00890	1-1/2"
*	2"
*	2-1/2"
*	3"
*	4"
*	6"
*	8"
*	10"
*	12"

*Non Stock Call Jabo Supply

PVC SCH 40 SPIGOT X SOCKET BUSHING



JABO PART#	SIZE	JABO PART#	SIZE
018-00950	3/4" x 1/2"	018-01090	2-1/2" X 1-1/2"
018-00960	1" X 1/2"	018-01100	2-1/2" X 2"
018-00970	1" X 3/4"	018-01110	3" X 1-1/2"
018-00980	1-1/4" X 1/2"	018-01120	3" X 2"
018-00990	1-1/4" X 3/4"	018-01130	3" X 2-1/2"
018-01000	1-1/4" X 1"	018-01150	4" X 2"
018-01010	1-1/2" X 3/4"	018-01160	4" X 2-1/2"
018-01020	1-1/2" X 1"	018-01170	4" X 3"
018-01030	1-1/2" X 1-1/4"	018-01190	6" X 4"
018-01050	2" X 3/4"		
018-01060	2" X 1"		
018-01070	2" X 1-1/4"		
018-01080	2" X 1-1/2"		

**PVC SCH 40 SOCKET
CAP**





JABO PART#	SIZE
018-01300	1/2"
018-01310	3/4"
018-01320	1"
018-01330	1-1/4"
018-01340	1-1/2"
018-01350	2"
018-01360	2-1/2"
018-01370	3"
018-01380	4"
018-01390	6"
018-01400	8"
*	10"
*	12"

*Non Stock Call Jabo Supply

PRIMER / CEMENT

PURPLE PRIMER	
	
JABO PART#	SIZE
959-10000	1/4 PT
959-10010	1/2 PT
959-10020	PINT
959-10030	QUART

HD CLEAR PVC CEMENT	
	
JABO PART#	SIZE
959-10160	1/4 PT
959-10200	1/2 PT
959-10220	PINT
959-10230	QUART

ALL PURPOSE CEMENT	
	
JABO PART#	SIZE
*	1/4 PT
*	1/2 PT
959-10270	PINT
959-10280	QUART

OTHER BRANDS MAY BE SUBSTITUTED IN PLACE OF WHAT IS SHOWN IN THE PICTURE





















FOR ADDITIONAL PRIMERS & CEMENTS SEE PIPE DOPE / CHEMICAL / TAPE CATALOG

SCHEDULE 80

PVC-80
&
CPVC-80

TYPES OF PVC-80 & CPVC -80 FITTINGS

AVAILABLE IN BOTH SOCKET / THREADED

90 ELBOW	45 ELBOW	22.5 ELBOW	11.25 ELBOW	90 LONG SWEEP ELBOW
				
TEE	REDUCING TEE	COUPLING	SOCKET X (MIP) MALE ADAPTER	SOCKET X (FIP) FEMALE ADAPTER
				
SPIGOT X (FIP) BUSHING	SPIGOT X SOCKET BUSHING	REDUCING COUPLING	CAP	SCH 80 VANSTONE SOCKET FLANGE
				
SCH 80 VANSTONE SOCKET FLANGE	SOCKET BLIND FLANGE	SCH 80 SOCKET VITON SEAL	SCH 80 WYE	CALL JABO SUPPLY
				

ABOVE FITTINGS ARE SHOWN AS CPVC-80 (PVC-80 DARK GRAY / CPVC LIGHT GREY)

Elbow fittings allow you to change the direction of the piping in either a 45 or 90-degree angle.

The Cap fitting allows you to cap off or end a pipe that is not in use.

Couplings are for use when you need to connect two pieces of pipe which have the same diameter.

The Tee fitting allows you to turn one pipe into two, allowing you to change the direction of the flow.

Sch. 80 PVC Bushing fittings are used to turn a slip hole into a threaded one.

A Flange fitting is used when you need to connect two pieces of pipe with an extremely tight bond. The flanges have bolt holes for added security for the bonding of the pipes together.

Adapter fittings help when you need to go from a pipe that has no threading and create a connection that requires a threaded fitting to be connected together.

A Reducer allows you to go from one sized diameter pipe to a smaller one.

**AVAILABLE IN
SOCKET /
THREADED**


PVC SCH 80 PIPE & FITTINGS

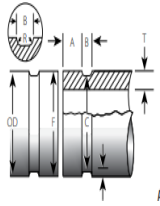


SCHEDULE 80 PVC

PVC SCH 80 PIPE AND FITTING

PVC SCH 80 PIPE

PVC SCH 80 PLAIN END PIPE	
	
JABO PART#	SIZE
016-15780	1/2"
016-15840	3/4"
016-15900	1"
016-15960	1-1/4"
016-16020	1-1/2"
016-16080	2"
016-16100	2-1/2"
016-16120	3"
016-16140	4"
016-16160	6"
016-16180	8"
016-16220	10"
*	12"
*Non Stock- Call Jabo Supply	

PVC SCH 80 ROLL GROOVE PIPE	
	
JABO PART#	SIZE
016-62020	2"
016-62040	3"
016-62060	4"
016-62080	6"
016-62100	8"
*	10"
*	12"
*Non Stock- Call Jabo Supply	

PVC and CPVC Pipes - Schedule 80					
Nominal Pipe Size (inches)	Outside Diameter (inches)	Minimum Wall Thickness (inches)	Nominal Inside Diameter (inches)	Weight (lb/100 ft)	
				PVC	CPVC
1/2	0.840	0.147	0.546	20	22
3/4	1.050	0.154	0.742	.27	.30
1	1.315	0.179	0.957	.41	.44
1 1/4	1.660	0.191	1.278	.52	.61
1 1/2	1.900	0.200	1.500	.67	.74
2	2.375	0.218	1.939	.95	1.02
2 1/2	2.875	0.276	2.323	1.45	1.56
3	3.500	0.300	2.900	1.94	2.09
4	4.500	0.337	3.826	2.75	3.05
5	5.563	0.375	4.813	3.87	
6	6.625	0.432	5.761	5.42	5.82
8	8.625	0.500	7.625	8.05	8.83
10	10.750	0.593	9.564	12.00	13.09
12	12.750	0.687	11.376	16.50	18.00
14	14.000	0.750	12.500	19.30	
16	16.000	0.843	14.314	25.44	

PVC SCH 80 SOCKET FITTINGS

ELBOWS / TEES

PVC SCH 80 SOCKET 90



JABO PART#	SIZE
018-02000	1/2"
018-02010	3/4"
018-02020	1"
018-02030	1-1/4"
018-02040	1-1/2"
018-02050	2"
018-02060	2-1/2"
018-02070	3"
018-02080	4"
018-02090	6"
018-02100	8"

PVC SCH 80 SOCKET 45



JABO PART#	SIZE
018-02120	1/2"
018-02130	3/4"
018-02140	1"
018-02150	1-1/4"
018-02160	1-1/2"
018-02170	2"
018-02180	2-1/2"
018-02190	3"
018-02200	4"
018-02210	6"
018-02220	8"

PVC SCH 80 SOCKET TEE



JABO PART#	SIZE
018-02250	1/2"
018-02260	3/4"
018-02270	1"
018-02280	1-1/4"
018-02290	1-1/2"
018-02300	2"
018-02310	2-1/2"
018-02320	3"
018-02330	4"
018-02340	6"
018-02350	8"

CPVC SCH 80 SOCKET REDUCING TEE



JABO PART#	SIZE
*Non Stock Call Jabo	

PVC SCH 80 SOCKET FITTINGS

COUPLING / ADAPTERS

PVC SCH 80 SOCKET
COUPLING

JABO PART#	SIZE
018-02400	1/2"
018-02410	3/4"
018-02420	1"
018-02430	1-1/4"
018-02440	1-1/2"
018-02450	2"
018-02460	2-1/2"
018-02470	3"
018-02480	4"
018-02490	6"
018-02500	8"
*	10"
*	12"

***Non Stock- Call Jabo Supply**PVC SCH 80 SOCKET X MALE
ADAPTER

JABO PART#	SIZE
018-02800	1/2"
018-02810	3/4"
018-02820	1"
018-02825	1-1/4"
018-02830	1-1/2"
018-02840	2"
018-02860	2-1/2"
018-02870	3"
*	4"
*	6"
*	8"
*	10"
*	12"

***Non Stock- Call Jabo Supply**PVC SCH 80 SOCKET X FEMALE
ADAPTER

JABO PART#	SIZE
018-02900	1/2"
018-02910	3/4"
018-02920	1"
018-02930	1-1/4"
018-02940	1-1/2"
018-02950	2"
*	2-1/2"
018-02960	3"
018-02970	4"
*	6"
*	8"
*	10"
*	12"

***Non Stock- Call Jabo Supply**

PVC SCH 80 SOCKET FITTINGS

BUSHINGS / REDUCING COUPLINGS

PVC SCH 80 SPIGOT X FIPT
BUSHING

JABO PART#	SIZE
018-03700	3/4" X 1/2"
018-03740	1" X 1/2"
018-03720	1" X 3/4"
018-03760	1-1/4" X 1"
018-03800	1-1/2" X 3/4"
018-03790	1-1/2" X 1"
018-03860	2" X 3/4 "
018-03840	2" X 1"
018-03820	2" X 1-1/2"
018-03880	3" X 2"
018-03890	4" X 3"
*Non Stock- Call Jabo Supply	

PVC SCH 80 SPIGOT X SOCKET BUSHING



JABO PART#	SIZE	JABO PART#	SIZE
018-03400	3/4"x 1/2"	*	2-1/2" X 1-1/2"
018-03420	1"X1/2"	018-03530	2-1/2" X 2"
018-03430	1"X3/4"	*	3" X 1-1/2"
*	1-1/4"X 1/2"	018-03540	3" X 2"
*	1-1/4"X 3/4"	018-03550	3" X 2-1/2"
018-03440	1-1/4" X 1"	018-03580	4" X 2"
018-03470	1-1/2"X 1/2"	*	4" X 2-1/2"
018-03460	1-1/2"X3/4"	018-03560	4" X 3"
018-03450	1-1/2"X 1"	018-03610	6"X 3"
018-03444	1-1/2" X 1-1/4"	018-03600	6" X 4"
018-03520	2"X 1/2"	018-03620	8" X 6"
018-03510	2"X 3/4"	*Non Stock- Call Jabo Supply	
018-03500	2"X 1"		
018-03490	2"X 1-1/4"		
018-03480	2"X 1-1/2"		
*Non Stock- Call Jabo Supply			

PVC SCH 80 SOCKET
REDUCING COUPLING

JABO PART#	SIZE
018-02570	3/4" X 1/2"
018-02580	1" X 1/2"
018-02590	1" X 3/4"
018-02600	1-1/4" X 1"
*	1-1/2"X 3/4"
018-02610	1-1/2" X 1"
018-02620	1-1/2" X 1-1/4"
*	2" X 3/4 "

PVC SCH 80 SOCKET REDUCING
COUPLING

JABO PART#	SIZE
*	2" X 1"
018-02630	2" X 1-1/2"
018-02650	3"X 2"
018-02665	4"X 2"
018-02660	4" X 3"
018-02670	6"X 4"
018-02680	8"X 6"

***Non Stock- Call Jabo Supply**

PVC SCH 80 SOCKET FITTINGS

CAPS / FLANGES

PVC SCH 80 SOCKET CAP



JABO PART#	SIZE
018-03000	1/2"
018-03010	3/4"
018-03020	1"
018-03030	1-1/4"
018-03040	1-1/2"
018-03050	2"
018-03060	2-1/2"
018-03070	3"
018-03080	4"
018-03090	6"
018-03092	8"
*	10"
*	12"
*Non Stock- Call Jabo Supply	

PVC SCH 80 VANSTONE
SOCKET FLANGE (2 PIECE)

JABO PART#	SIZE
018-03100	1/2"
018-03110	3/4"
018-03120	1"
018-03130	1-1/4"
018-03140	1-1/2"
018-03150	2"
018-03160	2-1/2"
018-03170	3"
018-03180	4"
018-03190	6"
018-03200	8"
*	10"
*	12"
*Non Stock- Call Jabo Supply	

PVC SCH 80 BLIND FLANGE



JABO PART#	SIZE
*	1/2"
*	3/4"
*	1"
*	1-1/4"
018-03280	1-1/2"
018-03290	2"
*	2-1/2"
018-03300	3"
018-03310	4"
018-03320	6"
*	8"
*	10"
*	12"
*Non Stock- Call Jabo Supply	

PVC SCH 80 SOCKET FITTINGS

UNIONS / WYES

PVC-SCH 80 SOCKET UNION
VITON SEAL

JABO PART#	SIZE
018-02700	1/2"
018-02710	3/4"
018-02720	1"
018-02730	1-1/4"
018-02740	1-1/2"
018-02750	2"
*	2-1/2"
018-02770	3"
*	4"
*	6"
*	8"
*	10"
*	12"
*Non Stock- Call Jabo Supply	

PVC-SCH 80 SOCKET WYE



JABO PART#	SIZE
*	1/2"
*	3/4"
*	1"
*	1-1/4"
*	1-1/2"
*	2"
*	2-1/2"
018-02360	3"
018-02370	4"
018-02380	6"
*	8"
*	10"
*	12"
*Non Stock- Call Jabo Supply	

PVC SCH 80 THREADED FITTINGS

ELBOWS / TEES

PVC SCH 80 THREADED 90



JABO PART#	SIZE
018-04000	1/2"
018-04010	3/4"
018-04020	1"
018-04030	1-1/4"
018-04040	1-1/2"
018-04050	2"
*	2-1/2"
*	3"
*	4"
*	6"
*	8"

***Non Stock- Call Jabo Supply**

PVC SCH 80 THREADED 45



JABO PART#	SIZE
018-04000	1/2"
018-04010	3/4"
018-04020	1"
018-04030	1-1/4"
018-04040	1-1/2"
018-04050	2"
*	2-1/2"
*	3"
*	4"
*	6"
*	8"

***Non Stock- Call Jabo Supply**

PVC SCH 80 THREADED TEE



JABO PART#	SIZE
018-04200	1/2"
018-04210	3/4"
018-04220	1"
018-04230	1-1/4"
018-04240	1-1/2"
018-04250	2"
*	2-1/2"
*	3"
*	4"
*	6"
*	8"

***Non Stock- Call Jabo Supply**

PVC SCH 80 THREADED
COUPLING

JABO PART#	SIZE
018-04300	1/2"
018-04310	3/4"
018-04320	1"
018-04330	1-1/4"
018-04340	1-1/2"
018-04350	2"
*	2-1/2"
*	3"
*	4"
*	6"
*	8"

***Non Stock- Call Jabo Supply**

PVC SCH 80 THREADED
REDUCERS

JABO PART#	SIZE
018-04410	1"X 1/2"
018-04420	1"X 3/4"
018-04440	1-1/2" X 1"
018-04480	2"X 1-1/2"

***Non Stock- Call Jabo Supply**

PVC-SCH 80 THREADED UNION
VITON SEAL

JABO PART#	SIZE
018-04500	1/2"
018-04510	3/4"
018-04520	1"
018-04530	1-1/4"
018-04540	1-1/2"
018-04550	2"

***Non Stock- Call Jabo Supply**

PVC SCH 80 THREADED FITTINGS

BUSHINGS / PLUGS / CAPS / FLANGES

PVC SCH 80 THREADED
BUSHING

JABO PART#	SIZE
018-04600	1/2" X 1/4"
018-04610	1/2" X 3/8"
018-04620	3/4" X 1/2"
018-04630	1" X 1/2"
018-04640	1" X 3/4"
018-04660	1-1/4" X 1"
018-04670	1-1/4" X 3/4"
018-04680	1-1/2" X 3/4"
018-04690	1-1/2" X 1"
018-04700	1-1/2" X 1-1/4"
018-04726	2" X 1/2"
018-04728	2" X 3/4"
018-04730	2" X 1"
018-04750	2" X 1-1/2"
018-04780	3" X 2"

PVC SCH 80 THREADED PLUG



JABO PART#	SIZE
018-04800	1/2"
018-04810	3/4"
018-04820	1"
018-04830	1-1/4"
018-04840	1-1/2"
018-04850	2"
018-04870	3"
*Non Stock- Call Jabo Supply	

PVC SCH 80 THREADED CAP



JABO PART#	SIZE
018-04900	1/2"
018-04910	3/4"
018-04920	1"
018-04930	1-1/4"
018-04940	1-1/2"
018-04950	2"
018-04970	3"
018-04980	4"
*Non Stock- Call Jabo Supply	

PVC SCH 80 THREADED
FLANGE

JABO PART#	SIZE
018-04880	1"
018-04891	1-1/2"
018-04892	2"
018-04893	3"
018-04894	4"


PVC SCH 80 PIPE AND FITTING

CPVC SCH 80 PIPE & FITTINGS



CPVC PIPE AND FITTINGS

CPVC PIPE

CPVC SCH 80 PIPE	
	
JABO PART#	SIZE
016-70000	1/2"
016-70020	3/4"
016-70040	1"
016-70060	1-1/4"
016-70080	1-1/2"
016-70100	2"
*	2-1/2"
016-70140	3"
016-70160	4"
016-70180	6"
*	8"
*Non Stock- Call Jabo Supply	

APPLICATION

CPVC is recommended for applications where the maximum temperature will exceed 140 degrees Fahrenheit, but stay under CPVC's max rating of 200 degrees Fahrenheit

PVC and CPVC Pipes - [Schedule 80](#)

Nominal Pipe Size (inches)	Outside Diameter (inches)	Minimum Wall Thickness (inches)	Nominal Inside Diameter (inches)	Weight (lb/100 ft)	
				PVC	CPVC
1/2	0.840	0.147	0.546	20	22
3/4	1.050	0.154	0.742	.27	.30
1	1.315	0.179	0.957	.41	.44
1 1/4	1.660	0.191	1.278	.52	.61
1 1/2	1.900	0.200	1.500	.67	.74
2	2.375	0.218	1.939	.95	1.02
2 1/2	2.875	0.276	2.323	1.45	1.56
3	3.500	0.300	2.900	1.94	2.09
4	4.500	0.337	3.826	2.75	3.05
5	5.563	0.375	4.813	3.87	
6	6.625	0.432	5.761	5.42	5.82
8	8.625	0.500	7.625	8.05	8.83
10	10.750	0.593	9.564	12.00	13.09
12	12.750	0.687	11.376	16.50	18.00
14	14.000	0.750	12.500	19.30	
16	16.000	0.843	14.314	25.44	

CPVC PIPE AND FITTINGS

CPVC FITTINGS (SOCKET WELD)

ELBOWS / TEES

CPVC SCH 80 SOCKET 90



JABO PART#	SIZE
018-07000	1/2"
018-07010	3/4"
018-07020	1"
018-07022	1-1/4"
018-07030	1-1/2"
018-07040	2"
*	2-1/2"
018-07050	3"
018-07060	4"
018-07080	6"
*	8"

***Non Stock- Call Jabo Supply**

ADDITIONAL SIZES AVAIL UPON
REQUEST

CPVC SCH 80 SOCKET 45



JABO PART#	SIZE
018-07100	1/2"
018-07110	3/4"
018-07120	1"
018-07122	1-1/4"
018-07130	1-1/2"
018-07140	2"
*	2-1/2"
018-07150	3"
018-07160	4"
018-07180	6"
*	8"

***Non Stock- Call Jabo Supply**

ADDITIONAL SIZES AVAIL UPON
REQUEST

CPVC SCH 80 SOCKET TEE



JABO PART#	SIZE
018-07200	1/2"
018-07210	3/4"
018-07220	1"
018-07222	1-1/4"
018-07230	1-1/2"
018-07240	2"
*	2-1/2"
018-07250	3"
018-07260	4"
018-07270	6"
*	8"

***Non Stock- Call Jabo Supply**

ADDITIONAL SIZES AVAIL UPON REQUEST

CPVC SCH 80 SOCKET REDUCING TEE



JABO PART#	SIZE
------------	------

***Non Stock- Call Jabo Supply**

CPVC PIPE AND FITTINGS

CPVC FITTINGS (SOCKET WELD)

COUPLINGS / ADAPTERS

CPVC SCH 80 SOCKET COUPLING



JABO PART#	SIZE
018-07300	1/2"
018-07310	3/4"
018-07320	1"
018-07322	1-1/4"
018-07330	1-1/2"
018-07340	2"
*	2-1/2"
018-07350	3"
018-07360	4"
018-07380	6"
*	8"
*Non Stock- Call Jabo Supply	
ADDITIONAL SIZES AVAIL UPON REQUEST	

CPVC SCH 80 SOCKET X (MIP) MALE ADAPTER



JABO PART#	SIZE
018-07700	1/2"
018-07710	3/4"
018-07720	1"
018-07725	1-1/4"
018-07730	1-1/2"
018-07740	2"
*	2-1/2"
018-07760	3"
*	4"
*	6"
*	8"
*Non Stock- Call Jabo Supply	
ADDITIONAL SIZES AVAIL UPON REQUEST	

CPVC SCH 80 SOCKET X (FIP)FEMALE ADAPTER



JABO PART#	SIZE
018-07780	1/2"
018-07790	3/4"
018-07800	1"
*	1-1/4"
018-07810	1-1/2"
018-07820	2"
*	2-1/2"
018-07830	3"
018-07840	4"
*	6"
*	8"
*Non Stock- Call Jabo Supply	
ADDITIONAL SIZES AVAIL UPON REQUEST	

CPVC PIPE AND FITTINGS

CPVC FITTINGS (SOCKET WELD)

BUSHINGS / REDUCING COUPLING

CPVC SCH 80 SPIGOT X FIPT BUSHING



JABO PART#	SIZE
*	3/4" X 1/2"
*	1" X 1/2"
*	1" X 3/4"
*	1-1/4" X 1"
*	1-1/2" X 3/4"
*	1-1/2" X 1"
*	2" X 3/4"
*	2" X 1"
*	2" X 1-1/2"
*	3" X 2"
*	4" X 3"

***Non Stock- Call Jabo Supply**

CPVC SCH 80 SOCKET REDUCING COUPLING



JABO PART#	SIZE
*	3/4" X 1/2"
*	1" X 1/2"
*	1" X 3/4"
*	1-1/4" X 1"
*	1-1/2" X 3/4"
018-07400	1-1/2" X 1"
*	1-1/2" X 1-1/4"
*	2" X 3/4"
018-07410	2" X 1"
018-07420	2" X 1-1/2"
018-07440	3" X 2"
018-07480	4" X 2"
018-07460	4" X 3"
*	6" X 4"
*	8" X 6"

***Non Stock- Call Jabo Supply**

CPVC SCH 80 SPIGOT X SOCKET BUSHING



JABO PART#	SIZE	JABO PART#	SIZE
018-07500	3/4" X 1/2"	*	2-1/2" X 1-1/2"
018-07520	1" X 1/2"	*	2-1/2" X 2"
018-07510	1" X 3/4"	018-07595	3" X 1-1/2"
*	1-1/4" X 1/2"	018-07600	3" X 2"
*	1-1/4" X 3/4"	*	3" X 2-1/2"
018-07522	1-1/4" X 1"	018-07620	4" X 2"
*	1-1/2" X 1/2"	*	4" X 2-1/2"
*	1-1/2" X 3/4"	018-07640	4" X 3"
018-07550	1-1/2" X 1"	*	6" X 3"
*	1-1/2" X 1-1/4"	018-07660	6" X 4"
*	2" X 1/2"	*	8" X 6"
*	2" X 3/4"		
018-07570	2" X 1"		
*	2" X 1-1/4"		
018-07590	2" X 1-1/2"		

***Non Stock- Call Jabo Supply**

CPVC PIPE AND FITTINGS

CPVC FITTINGS (SOCKET WELD)

CAPS / FLANGES / UNIONS / WYES

CPVC SCH 80 SOCKET CAP



JABO PART#	SIZE
*	1/2"
018-07910	3/4"
018-07920	1"
*	1-1/4"
018-07930	1-1/2"
018-07940	2"
*	2-1/2"
018-07950	3"
018-07960	4"
*	6"
*	8"
*Non Stock- Call Jabo Supply	

CPVC SCH 80 VANSTONE SOCKET FLANGE



JABO PART#	SIZE
018-08000	1/2"
018-08010	3/4"
018-08020	1"
*	1-1/4"
018-08030	1-1/2"
018-08040	2"
*	2-1/2"
018-08050	3"
018-08060	4"
018-08070	6"
*	8"
*Non Stock- Call Jabo Supply	

CPVC SCH 80 BLIND FLANGE



JABO PART#	SIZE
*	1/2"
*	3/4"
018-08100	1"
*	1-1/4"
018-08110	1-1/2"
018-08120	2"
*	2-1/2"
*	3"
018-08140	4"
*	6"
*	8"
*Non Stock- Call Jabo Supply	

CPVC-SCH 80 SOCKET UNION VITON SEAL



JABO PART#	SIZE
018-07482	1/2"
018-07483	3/4"
018-07484	1"
018-07485	1-1/4"
018-07486	1-1/2"
018-07487	2"
*	2-1/2"
*	3"
*	4"
*	6"
*	8"
*Non Stock- Call Jabo Supply	

CPVC-SCH 80 SOCKET WYE





JABO PART#	SIZE
*	1/2"
*	3/4"
*	1"
*	1-1/4"
*	1-1/2"
*	2"
*	2-1/2"
*	3"
*	4"
*	6"
*	8"
*Non Stock- Call Jabo Supply	

CPVC PIPE AND FITTINGS

PRIMER / CPVC CEMENT

**OTHER BRANDS MAY BE
SUBSTITUTED IN PLACE OF
WHAT IS SHOWN IN THE
PICTURE**

**FOR A FULL LINE OF PIPE
PRIMERS AND CEMENTS SEE
DOPE / CHEMICAL / TAPE**

PURPLE PRIMER		CPVC MEDIUM ORANGE	
			
JABO PART#	SIZE	JABO PART#	SIZE
959-10000	1/4 PT	*	1/4 PT
959-10010	1/2 PT	959-10300	1/2 PT
959-10020	PINT	959-10320	PINT
959-10030	QUART	959-10340	QUART
*Non Stock- Call Jabo Supply			

CPVC FITTINGS (THREADED)

CPVC THREADED FITTINGS ARE A NON STOCK CONTACT YOUR CSR FOR MORE INFORMATION

* NORMAL LEAD TIMES 1-2 WEEKS



SCHEDULE 80 PVC NIPPLES

PVC SCH 80 NIPPLES



1/2" PVC SCH 80 NIPPLE	
JABO PART#	SIZE
018-06000	1/2" X CLOSE
018-06010	1/2" X 2"
018-06020	1/2" X 3"
018-06030	1/2" X 4"
018-06040	1/2" X 5"
018-06050	1/2" X 6"

3/4" PVC SCH 80 NIPPLE	
JABO PART#	SIZE
018-06060	3/4" X CLOSE
018-06070	3/4" X 2"
018-06080	3/4" X 3"
018-06090	3/4" X 4"
018-06100	3/4" X 5"
018-06110	3/4" X 6"

1" PVC SCH 80 NIPPLES	
JABO PART#	SIZE
018-06120	1" X CLOSE
018-06130	1" X 2"
018-06140	1" X 3"
018-06150	1" X 4"
018-06160	1" X 5"
018-06170	1" X 6"

1-1/4" PVC SCH 80 NIPPLES	
JABO PART#	SIZE
018-06180	1-1/4" X CLOSE
018-06190	1-1/4" X 2"
018-06200	1-1/4" X 3"
018-06210	1-1/4" X 4"
*	1-1/4" X 5"
018-06230	1-1/4" X 6"

1-1/2" PVC SCH 80 NIPPLES	
JABO PART#	SIZE
018-06240	1-1/2" X CLOSE
018-06250	1-1/2" X 2"
018-06260	1-1/2" X 3"
018-06270	1-1/2" X 4"
018-06280	1-1/2" X 5"
018-06290	1-1/2" X 6"

2" PVC SCH 80 NIPPLES	
JABO PART#	SIZE
018-06300	2" X CLOSE
018-06310	2" X 2"
018-06320	2" X 3"
018-06340	2" X 4"
018-06380	2" X 5"
018-06340	2" X 6"
018-06380	2" X 12"

3" PVC SCH 80 NIPPLES	
JABO PART#	SIZE
*	3" X CLOSE
*	3" X 2"
*	3" X 3"
*	3" X 4"
*	3" X 5"
*	3" X 6"
018-06480	3" X 12"

4" PVC SCH 80 NIPPLES	
JABO PART#	SIZE
*	4" X CLOSE
*	4" X 2"
*	4" X 3"
*	4" X 4"
*	4" X 5"
*	4" X 6"
018-06540	4" X 12"

****Non Stock- Call Jabo Supply***




PVC NIBCO®


VALVES



PVC VALVES



PVC-80 TRU UNION BALL VALVE

NIBCO		
		
JABO#	SIZE	SERIES
017-10000	1/2"	U45TB-V
017-10010	3/4"	
017-10020	1"	
017-10030	1-1/4"	
017-10040	1-1/2"	
017-10050	2"	
017-10060	3"	S45TBV
017-10070	4"	

SPEARS		
		
JABO#	SIZE	SERIES
017-10002	1/2"	3639
017-10012	3/4"	
017-10022	1"	
017-10032	1-1/4"	
017-10042	1-1/2"	
017-10052	2"	
017-10062	3"	3632
017-10072	4"	



| **IF REPLACING EXSITING TRU UNION BALL VALVE , LET YOUR CSR KNOW WHICH MANUFACTURE FOR YOUR REPLACEMENT** | | | | | |
| **DIFFERENT MANUFACTURE HAVE DIFFERENT LAY LENGTHS** | | | | | |

CPVP-80 TRU UNION BALL VALVE

NIBCO			SPEARS		
					
JABO#	SIZE	SERIES	JABO#	SIZE	SERIES
017-10400	1/2"	U51TB-V	017-10402	1/2"	3639
017-10410	3/4"		017-10412	3/4"	
017-10420	1"		017-10422	1"	
*	1-1/4"		*	1-1/4"	
017-10440	1-1/2"		017-10442	1-1/2"	
017-10450	2"	S5TB-V	017-10452	2"	3632
017-10460	3"		017-10462	3"	
017-10470	4"		017-10472	4"	
IF REPLACING EXSITING TRU UNION BALL VALVE , LET YOUR CSR KNOW WHICH MANUFACTURE FOR YOUR					
DIFFERENT MANUFACTURE HAVE DIFFERENT LAY LENGTHS					

BALL VALVE

SOCKET 1 PIECE
SMITH-COOPER

					
JABO#	SIZE	SERIES	JABO#	SIZE	SERIES
017-10100	1/2"	9122	017-10200	1/2"	9541
017-10110	3/4"		017-10210	3/4"	
017-10120	1"		017-10220	1"	
017-10130	1-1/4"		*	1-1/4"	
017-10140	1-1/2"		017-10200	1-1/2"	
017-10150	2"		*	2"	
017-10160	2-1/2"		*	2-1/2"	
017-10170	3"		*	3"	
017-10180	4"		*	4"	

BALL CHECK VALVE

UNIVERSAL ENDS / TRU UNION
NIPCO

		
JABO#	SIZE	SERIES
017-10300	1/2"	U45BC-V
017-10310	3/4"	
017-10320	1"	
017-10330	1-1/4"	
017-10340	1-1/2"	
017-10350	2"	
*	2-1/2"	
*	3"	
*	4"	

* NON STOCK CALL JABO
SUPPLY

PVC PIPE, VALVES & FITTINGS



JABO SUPPLY SINCE 1964 SERVICE IS MORE THAN A PROMISE
(304)-736-8333