



# JABO SUPPLY

AVAILABLE IN BOTH

**IMPORT**

**DOMESTIC**

## GALVANIZED



## ***PIPE & FITTINGS***

# JABO SUPPLY



## 5 LOCATIONS

### **PARKERSBURG, WV**

10085 Emerson Avenue 26102  
(304) 464-4400

### **MORGANFIELD, KY**

118 Jim Veatch Road, 42437  
(270) 389-3430

### **HUNTINGTON, WV**

209 Braley Street, 25705  
(304) 736-8333

### **NORTON, VA**

205 Hawthorne Drive, 24273  
(276) 679-1224

### **BEAVER, WV (BECKLEY)**

227 C&O Shop Road 25813  
(304-252-0000

SINCE 1964 SERVICE IS MORE THAN A PROMISE

**GALVANIZED STEEL INDEX****GALVANIZED STEEL PIPE****5-18**

	<b>PAGE #</b>
Index	6
Import Picture Index	7
Domestic Picture Index	7
IPS Pipe Chart	8-9
Commonly Asked Questions	10-11
How to Order CS Pipe	11
Common Types of Connections	11
Import CS Pipe	13-14
Domestic CS Pipe	15-16

**GALVANIZED MALLEABLE FITTINGS****19-40**

	<b>PAGE #</b>
Index	20
Import Picture Index Class 150	21
Domestic Picture Index Class 150	22
Types of Malleable Fittings	23
Most Commonly Asked Questions	24
Import Class 150 Fittings	25-31
Domestic Class 150 Fittings	32-38

**GALVANIZED STEEL PIPE NIPPLES****41-50**

	<b>PAGE #</b>
Index	42
Import Picture Index	43
Domestic Picture Index	43
Import Sch 40 A53	45-46
Import Sch 80 XH A53	47-48
Domestic Steel Nipples (Non Stock)	49





*AVAILABLE IN BOTH*

**IMPORT**

**DOMESTIC**

# **GALVANIZED STEEL**

*PIPE*











***GALVANIZED THREAD & COUPLED PIPE***


## INDEX

	PAGE #
Picture Index Import Pipe	7
Picture Index Domestic Pipe	7
IPS Pipe Chart	8-9
Commonly Asked Questions about CS Pipe	10-11
How to Order Galvanized Steel Pipe	11
Common Types of Connections	11
Import Galvanized Pipe	13-14
-Sch 40 T&C A53	14
-Sch 40 Plain End A53	14
Domestic Galvanized Pipe	15-16
-Sch 40 T&C A53	16
-Sch 40 Plain End A53	16

## PICTURE INDEX

IMPORT GALVANIZED STEEL PIPE			
SCH 40 STD T&C	SCH 40 PLAIN END	JABO SUPPLY	JABO SUPPLY
A53	A53	(304) 736-8333	(304) 736-8333
			
PAGE 14	PAGE 14		
DOMESTIC GALVANIZED STEEL PIPE			
SCH 40 STD T&C	SCH 40 PLAIN END	JABO SUPPLY	JABO SUPPLY
A53	A53	(304) 736-8333	(304) 736-8333
			
PAGE 16	PAGE 16		

## IPS PIPE CHART

Pipe Size	OD	ID	Schedules	Wall		Pipe Size	OD	ID	Schedules	Wall
1/8"	0.405	0.307	10, 10S	0.049		2 1/2"	2.875	2.635	10, 10S	0.12
		0.269	40, STD, 40S	0.068				2.469	40, STD, 40S	0.203
		0.215	80, XH, 80S	0.095				2.323	80, XH, 80S	0.276
1/4"	0.54	0.41	10, 10S	0.065				2.125	160	0.375
		0.364	40, STD, 40S	0.088				1.771	XX	0.552
		0.302	80, XH, 80S	0.119		3"	3.5	3.26	10, 10S	0.12
3/8"	0.675	0.545	10, 10S	0.065				3.068	40, STD, 40S	0.216
		0.493	40, STD, 40S	0.091				2.9	80, XH, 80S	0.3
		0.423	80, XH, 80S	0.126				2.624	160	0.438
1/2"	0.84	0.674	10, 10S	0.083				2.3	XX	0.6
		0.622	40, STD, 40S	0.109		3 1/2"	4	3.76	10, 10S	0.12
		0.546	80, XH, 80S	0.147				3.548	40, STD, 40S	0.226
		0.466	160	0.187				3.364	80, XH, 80S	0.318
		0.252	XX	0.294				2.728	XX	0.636
3/4"	1.05	0.884	10, 10S	0.083				4"	4.5	4.26
		0.824	40, STD, 40S	0.113		4.026	40, STD, 40S			0.237
		0.742	80, XH, 80S	0.154		3.826	80, XH, 80S			0.337
		0.614	160	0.218		3.624	120			0.438
		0.434	XX	0.308		3.438	160			0.531
1"	1.315	1.097	10, 10S	0.109		3.152	XX			0.674
		1.049	40, STD, 40S	0.133		4 1/2"	5	4.506	STD, 40S	0.247
		0.957	80, XH, 80S	0.179				4.29	XH, 80S	0.355
		0.815	160	0.25		5"	5.563	5.295	10, 10S	0.134
		0.599	XX	0.358				5.047	40, STD, 40S	0.258
1 1/4"	1.66	1.442	10, 10S	0.109				4.813	80, XH, 80S	0.375
		1.38	40, STD, 40S	0.14				4.563	120	0.5
		1.278	80, XH, 80S	0.191				4.313	160	0.625
		1.16	160	0.25				4.063	XX	0.75
		0.896	XX	0.382		6"	6.625	6.357	10, 10S	0.134
1 1/2"	1.9	1.682	10, 10S	0.109				6.065	40, STD, 40S	0.28
		1.61	40, STD, 40S	0.145				5.761	80, XH, 80S	0.432
		1.5	80, XH, 80S	0.2	5.501			120	0.562	
		1.337	160	0.281	5.189			160	0.719	
		1.1	XX	0.4	4.897			XX	0.864	
2"	2.375	2.157	10, 10S	0.109	8"	8.625	8.329	10, 10S	0.148	
		2.067	40, STD, 40S	0.154			8.125	20	0.25	
		1.939	80, XH, 80S	0.218			8.071	30	0.277	
		1.687	160	0.344			7.981	40, STD, 40S	0.322	
		1.503	XX	0.436			7.813	60	0.406	
<b>*80, XH AND 80S ARE THE SAME SIZE UNTIL 10" THEN XH AND 80S ARE THE SAME AND 80(TRU) IS LARGER</b>				7.625			80, XH, 80S	0.5		
				7.439			100	0.594		
				7.189			120	0.719		
				7.001			140	0.812		
				6.813			160	0.906		
				6.875			XX	0.875		
<b>80 ON PIPE CHART IS REF TO AS TRU 80 IN THE INDUSTRY</b>										

## IPS PIPE CHART

Pipe Size	OD	ID	Schedules	Wall	Pipe Size	OD	ID	Schedules	Wall
10"	10.75	10.42	10, 10S	0.165	18"	18	17.624	10S	0.188
		10.25	20	0.25			17.5	10	0.25
		10.136	30	0.307			17.375	20	0.312
		10.02	40, STD, 40S	0.365			17.25	STD, 40S	0.375
		9.75	60, XH, 80S	0.5			17.124	30	0.438
		9.564	80	0.594			17	XH, 80S	0.5
		9.314	100	0.719			16.876	40	0.562
		9.064	120	0.844			16.5	60	0.75
		8.75	140, XX	1			16.126	80	0.938
		8.5	160	1.125			15.688	100	1.156
12"	12.75	12.39	10, 10S	0.18	20"	20	15.25	120	1.38
		12.25	20	0.25			14.876	140	1.562
		12.09	30	0.33			14.438	160	1.781
		12	STD, 40S	0.375			19.564	10S	0.218
		11.938	40	0.406			19.5	10	0.25
		11.75	XH, 80S	0.5			19.25	20, STD, 40S	0.375
		11.626	60	0.562			19	30, XH, 80S	0.5
		11.376	80	0.688			18.812	40	0.594
		11.064	100	0.844			18.376	60	0.812
		10.75	120, XX	1			17.938	80	1.031
14"	14	10.5	140	1.125	24"	24	17.438	100	1.281
		10.126	160	1.312			17	120	1.5
		13.624	10S	0.188			16.5	140	1.75
		13.5	10	0.25			16.064	160	1.969
		13.375	20	0.312			23.5	10, 10S	0.25
		13.25	30, STD, 40S	0.375			23.25	20, STD, 40S	0.375
		13.124	40	0.438			23	XH, 80S	0.5
		13	XH, 80S	0.5			22.876	30	0.562
		12.814	60	0.594			22.626	40	0.688
		12.5	80	0.75			22.064	60	0.969
16"	16	12.124	100	0.938	30"	30	21.564	80	1.219
		11.814	120	1.09			20.938	100	1.531
		11.5	140	1.25			20.376	120	1.812
		11.188	160	1.406			19.876	140	2.062
		15.624	10S	0.188			19.314	160	2.344
		15.5	10	0.25			29.376	10, 10S	0.312
		15.375	20	0.312			29.25	STD, 40S	0.375
		15.25	30, STD, 40S	0.375			29	20, XH, 80S	0.5
		15	40, XH, 80S	0.5			28.75	30	0.625
		14.688	60	0.656	36"	36	35.376	10	0.312
16"	16	14.314	80	0.844			35.25	STD, 40S	0.375
		13.938	100	1.031			35	XH, 80S	0.5
		13.564	120	1.22			34.75	30	0.625
16"	16	13.124	140	1.438	48"	48	47.25	STD, 40S	0.375
		12.814	160	1.594			47	XH, 80S	0.5

\*XH= AKA Sch 80XH / 80 on pipe AKA Tru 80 ( XH & 80 are the same size until 10")

## MOST COMMONLY ASKED QUESTIONS

**DUE TO THE MANY DIFFERENT PIPE CONFIGURATIONS JABO SUPPLY WILL NEED TO KNOW THE FOLLOWING INFORMATION WHEN ORDERING PIPE.**

### **1. (QUESTION) TYPE OF STEEL PIPE?**

1. CARBON STEEL?
2. GALVANIZED?
3. STAINLESS STEEL?

### **2. (QUESTION) WHAT SCHEDULE ? (REF TO PIPE CHART FOR DIFFERENT SCH**

Pipe schedule (SCH) is **how the wall thickness of a pipe is described**. It is not an actual measurement, but a guide number based on a wall thickness formula. Two pipes of the same diameter may have different schedules, which means they have a different wall thickness. **THE GREATER THE SCH THE THICKER THE PIPE**

**PLEASE LET YOUR CSR KNOW  
WHEN ORDERING IF AN MTR IS  
REQUIRED.**

### **3. (QUESTION) WHAT TYPE OF END CONNECTION? (See next page for pictures of each)**

**HOW WILL THE PIPE BE ASSEMBLED? (See next page for pictures of each)**

1. **Plain End (PE)** - Uses weld fittings (butt weld or socket weld fittings)

\*Socket weld is typically used for smaller diameter pipe.

\*Butt weld is typically used for larger diameter (4" and up).

2. **Threaded & Coupled (T&C)** - Uses malleable steel or forged steel fittings.

3. **Flanged**- Uses flanges to connect pipe.

4. **Grooved Connections**- The pipe groove is made by forming or machining an actual groove into the end of two pipes. A coupling is required to join the pipe.

### **4. (QUESTION) HOW IS IT MANUFACTURED?**

#### **A. ASTM A53**

(ERW) Electric Resistance Welding pipe is manufactured by rolling metal and then welding it longitudinally across its length.

(CW) Continuous Weld-Pipe that is produced with a continuous weld, typically small diameter pipe. The steel is formed into the pipe shape while hot, then the edges are fused or welded together. CW simply means that the laser remains on continuously until stopped.

#### **B. ASTM A106 SEAMLESS**

Seamless pipe is commonly used in the construction of oil and gas refineries, power plants, petrochemical plants, boilers, and ships where the piping must transport fluids and gases that exhibit higher temperatures and pressure levels.

**Generally, seamless is used for applications that demand high pressure and ERW is utilized for the services of low to medium pressure**

**AVAILABLE IN BOTH**

**IMPORT**



**DOMESTIC**



## MOST COMMONLY ASKED QUESTIONS


### 5. (QUESTION) IS A MTR REQUIRED WITH THE DELIVERY OF THE PIPE ?

A material test report (MTR), sometimes called a mill/manufacturer test report, is a certified record of a steel product's physical and chemical properties and in some cases, raw material origins. These properties are measured against standards set up by the American National Standards Institute (ANSI) or the American Society of Mechanical Engineers (ASME), in order to control and ensure quality. An MTR ensures proper compliance with these standards, and presents the buyer with documentary proof of that compliance.

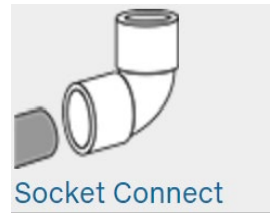
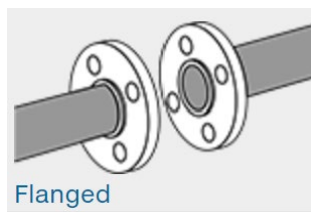
**MTR MUST BE REQUESTED AT THE TIME OF ORDER.**

*\*NORMALLY THE MINING INDUSTRY DOES NOT REQUIRE MTR.*

## HOW TO ORDER STEEL PIPE

	HOW TO ORDER STEEL PIPE					
	1. Provide Jabo Part number to your Jabo CSR					
	2. Provide the below information to your Jabo CSR					
	#1	#2	#3	#4	#5	#6
	WHERE MFR	ENDS	TYPE	TYPE OF STEEL	PIPE SIZE	PIPE SCHEDULE
	1. IMPORT	PLAIN END	*A53	CARBON	1/8"-48"	10, 10S
	2. DOMESTIC	THREADED	SEAMLESS	GALVANIZED		40, STD, 40S
* A53 ERW OR CW CHOOSE ONE EACH FROM EACH COLUMN				STAINLESS		80, XH, 80S
						120
						160
						XX

## COMMON TYPES OF PIPE CONNECIONS



EXAMPLE OF GROOVED PIPE



GROOVED COUPLER NEEDED WITH GROOVED PIPE



# IMPORT GALVANIZED STEEL PIPE



## IMPORT GALVANIZED PIPE

### SCH 40 A53 THREADED & PLAIN END

**\*\*SCH 40 STD T&C**

## IMPORT



JABO PART#	SIZE
101-00080	1/4"
101-00090	3/8"
101-00101	1/2"
101-00103	3/4"
101-00105	1"
101-00108	1-1/4"
101-00110	1-1/2"
101-00112	1 1/2"
101-00120	2"
101-00125	2-1/2"
101-00130	3"
101-00134	4"
101-00136	6"
<b>THREADED IS MOST COMMONLY USED</b>	
<b>**COUPLED ONE END</b>	

**SCH 40 PLAIN END**


## IMPORT



JABO PART#	SIZE
*	1/4"
*	3/8"
*	1/2"
*	3/4"
*	1"
*	1-1/4"
101-00112	1-1/2"
*	1-1/2"
*	2"
*	2-1/2"
*	3"
*	4"
101-00136	6"
*	
<b>*NON STOCK CALL JABO SUPPLY</b>	



Galvanized pipe is **steel pipe that has been cleaned with acid and dipped in a molten zinc bath**. Galvanized pipe is used in applications where the system is required to be resistant to rust and corrosion. Galvanized pipe is known for it's longevity, affordability, availability, and ease of use.



ASK YOUR INSIDE SALES REPRESENTATIVE IF SEAMLESS IS REQUIRED

# DOMESTIC GALVANIZED STEEL PIPE



**DOMESTIC GALVANIZED PIPE****SCH 40 A53 THREADED & PLAIN END****\*\* Sch 40 STD T&C****DOMESTIC**

JABO PART#	SIZE
101-00102	1/2"
101-00104	3/4"
101-00106	1"
101-00109	1-1/4"
101-00113	1-1/2"
101-00121	2"
101-00126	2 -1/2"
101-00131	3"
101-00135	4"

**\*\*COUPLED ONE SIDE****Sch 40 PLAIN END****DOMESTIC**

JABO PART#	SIZE
*	1/4"
*	3/8"
*	1/2"
*	3/4"
*	1"
*	1-1/4"
*	1-1/2"
*	1 1/2"
*	2"
*	2-1/2"
*	3"
*	4"
*	6"
*	

**\*NON STOCK CALL JABO SUPPLY**

ASK YOUR CUSTOMER SERVICE SALES  
REPRESENTATIVE IF SEAMLESS IS REQUIRED



# GALVANIZED PIPE



JABO SUPPLY SINCE 1964 SERVICE IS MORE THAN A PROMISE  
(304)-736-8333

*AVAILABLE IN BOTH*

**IMPORT**

**DOMESTIC**

Since  
**GALVANIZED STEEL**  
*THREADED MALLEABLE FITTINGS*



## INDEX

	PAGE #
Picture Index Galvanized Import Malleable Fittings	21
Picture Index Galvanized Domestic Malleable Fittings	22
Types of Galvanized Malleable Fittings	23
Commonly Asked Questions	24

## GALVANIZED MALLEABLE FITTINGS

## IMPORT (PAGES 25-31)

TYPES	150 PAGE #	300 PAGE #
90 Elbow	26	*
Reducing 90 Elbow	26	*
45 Elbow	26	*
Street 90 Elbow	27	*
Street 45 Elbow	27	*
Tee	28	*
Reducing Tee	28	*
Cross	29	*
Cap	29	*
Union	29	*
Floor Flange	29	*
Reducing Coupling	30	*
Merchant Steel Coupling	30	*
Hex Head Bushing	31	*
Solid Square Head Plug	31	*
Square Head Counter Sunk Plug	31	*

\* NON STOCK



## DOMESTIC (PAGES 32-38)

TYPES	150 PAGE#	300 PAGE #
90 Elbow	33	*
Reducing 90 Elbow	33	*
45 Elbow	33	*
Street 90 Elbow	34	*
Street 45 Elbow	34	*
Tee	35	*
Reducing Tee	35	*
Cross	36	*
Cap	36	*
Union	36	*
Floor Flange	36	*
Reducing Coupling	37	*
Merchant Steel Coupling	37	*
Hex Head Bushing	38	*
Solid Square Head Plug	38	*
Square Head Counter Sunk Plug	38	*

\* NON STOCK








**PICTURE INDEX IMPORT MALLEABLE FITTINGS**

CLASS 150			
90 ELBOW	REDUCING 90 ELBOW	45 ELBOW	STREET 90 ELBOW
			
PAGE 26	PAGE 26	PAGE 26	PAGE 27
CLASS 150			
STREET 45	TEE	REDUCING TEE	CROSS
			
PAGE 27	PAGE 28	PAGE 28	PAGE 29
CLASS 150			
CAP	UNION	FLOOR FLANGE	REDUCING COUPLING
			
PAGE 29	PAGE 29	PAGE 29	PAGE 30
CLASS 150			
MERCHANT STEEL COUPLING	HEX HEAD BUSHING	SQUARE HEAD PLUG	SQ HEAD COUNTER SUNK PLUG
			
PAGE 30	PAGE 31	PAGE 31	PAGE 31
CLASS 150			
CALL JABO SUPPLY FOR ALL YOUR IMPORT MALLEABLE FITTING NEEDS			
			

**PICTURE INDEX DOMESTIC MALLEABLE FITTINGS**

CLASS 150			
90 ELBOW	REDUCING 90 ELBOW	45 ELBOW	STREET 90 ELBOW
			
PAGE 33	PAGE 33	PAGE 33	PAGE 34
CLASS 150			
STREET 45	TEE	REDUCING TEE	CROSS
			
PAGE 34	PAGE 35	PAGE 35	PAGE 36
CLASS 150			
CAP	UNION	FLOOR FLANGE	REDUCING COUPLING
			
PAGE 36	PAGE 36	PAGE 36	PAGE 37
CLASS 150			
MERCHANT STEEL COUPLING	HEX HEAD BUSHING	SQUARE HEAD PLUG	HEX COUNTER SUNK PLUG
			
PAGE 37	PAGE 38	PAGE 38	PAGE 38
CLASS 150			
SQ HEAD COUNTER SUNK PLUG	CALL JABO SUPPLY FOR ALL YOUR IMPORT MALLEABLE FITTING NEEDS		
			

**TYPES OF GALVANIZED MALLEABLE FITTINGS (IMPORT / DOMESTIC)**

90 ELBOW	REDUCING 90	45 ELBOW	90 STREET ELBOW
			
45 STREET ELBOW	TEE	REDUCING TEE	BULL HEAD TEE
			
CROSS	CAP	UNION	FLOOR FLANGE
			
*MERCHANT STEEL COUPLING	REDUCING COUPLING	HEX HEAD BUSHING	SQUARE HEAD PLUG
			
SQUARE HEAD COUNTER SUNK PLUGS	<p>Galvanized pipe fittings are used for countless outdoor and industrial applications because of the material's ability to protect against corrosion and salt. Galvanized pipe and fittings may be used in most applications with the exception of underground lines. While they work best with cold water lines, they may be used with hot water as well. The main advantage of using galvanized fittings is their superior rust resistance when compared to black and copper fittings. Galvanized pipe fittings should not be used with gas applications.</p>		
			

## MOST COMMONLY ASKED QUESTIONS

### TYPES OF MATERIAL

1. Black Malleable
2. Galvanized Malleable

### TYPE OF CONNECTION

1. Threaded Only

*\*Malleable iron pipe fittings are not suitable for welding*

### PRESSURE CLASS

150 PSI

300 PSI

*\*Jabo does not stock import 300 psi fittings (See 3000 forged steel fittings if more pressure is need).*

### SIZE

UP TO 6" avail from manufacture

AVAILABLE IN BOTH	
IMPORT	
	
DOMESTIC	
	

**NO MTR AVAILABLE  
WITH MALLEABLE  
FITTINGS**

*\* MALLEABLE IRON PIPE FITTINGS ARE NOT SUITABLE FOR WELDING*

# IMPORT GALVANIZED STEEL

*THREADED MALLEABLE FITTINGS*



## IMPORT THREADED GALVANIZED MALLEABLE FITTINGS

## CLASS 150 ELBOW

## 90 ELBOW

## IMPORT



JABO PART#	SIZE
105-06980	1/8"
105-07000	1/4"
105-07010	3/8"
105-07020	1/2"
105-07030	3/4"
105-07040	1"
105-07050	1-1/4"
105-07060	1-1/2"
105-07070	2"
105-07075	2-1/2"
105-07080	3"
105-07090	4"
*	6"
*NON STOCK CALL JABO SUPPLY	

## REDUCING 90 ELBOW

## IMPORT



JABO PART#	SIZE
105-07091	3/4" X 1/2"
105-07092	1" X 3/4"
105-07093	1" X 1/2"
*	1-1/4 X 1"
*	1-1/4 X 3/4"
*	1-1/2" X 1-1/4"
*	1-1/2" X 1"
*	2" X 1-1/2"
*	2" X 1-1/4"
*	2" X 1"
*NON STOCK CALL JABO SUPPLY	
ADDITION SIZES AVAIL UPON REQUEST	

## 45 ELBOW

## IMPORT



JABO PART#	SIZE
105-07109	1/8"
105-07110	1/4"
105-07111	3/8"
105-07120	1/2"
105-07130	3/4"
105-07140	1"
105-07150	1-1/4"
105-07160	1-1/2"
105-07170	2"
105-07180	2-1/2"
105-07190	3"
105-07189	4"
*	6"
*NON STOCK CALL JABO SUPPLY	



**IMPORT THREADED GALVANIZED MALLEABLE FITTINGS****CLASS 150 STREET ELBOW****90 STREET ELBOWS****IMPORT**

JABO PART#	SIZE
105-07191	1/8"
105-07192	1/4"
105-07193	3/8"
105-07194	1/2"
105-07195	3/4"
105-07196	1"
105-07197	1-1/4"
105-07198	1-1/2"
105-07199	2"
*	2-1/2"
105-07200	3"
105-07201	4"
*	6"

**\*NON STOCK CALL JABO SUPPLY****45 STREET ELBOW****IMPORT**

JABO PART#	SIZE
*	1/8"
*	1/4"
*	3/8"
*	1/2"
*	3/4"
105-07210	1"
105-07211	1-1/4"
*	1-1/2"
*	2"
*	2-1/2"
*	3"
*	4"
*	6"

**\*NON STOCK CALL JABO SUPPLY**

**IMPORT THREADED GALVANIZED MALLEABLE FITTINGS****CLASS 150 TEE / REDUCING TEE****TEE****IMPORT**

JABO PART#	SIZE
105-07217	1/8"
105-07218	1/4"
105-07219	3/8"
105-07220	1/2"
105-07230	3/4"
105-07240	1"
105-07250	1-1/4"
105-07260	1-1/2"
105-07270	2"
105-07275	2-1/2"
105-07280	3"
105-07281	4"
*	6"

**\*NON STOCK CALL JABO SUPPLY****REDUCING TEE****IMPORT**

JABO PART#	SIZE
*	1/2"X1/4"
*	1/2" X 3/8"
*	1/2" X 3/4"
105-07320	3/4" X 1/4"
*	3/4" X 3/8"
105-07310	3/4" X 1/2"
*	1/2" X 1"
105-07350	1" X 1/4 "
105-07340	1" X 1/2"
105-07330	1" X 3/4"
105-07371	1-1/4" X 1/2"
105-07370	1-1/4" X 3/4"
105-07360	1-1/4" X 1"
105-07382	1-1/2" X 1/2"
105-07381	1-1/2" X 3/4"
105-07380	1-1/2" X 1"
105-07379	1-1/2" X 1-1/4"
105-07422	2" X 1/2"
105-07421	2" X 3/4"
105-07420	2" X 1"
105-07419	2" X 1-1/4"
105-07418	2" X 1-1/2"
105-07426	2" X 2-1/2"
105-07427	2-1/2" X 2"
105-07440	3"X 2"
*	3" X 1-1/2"
*	4" X 3"
*	4" X 2"
RUN X BRANCH	
<b>*NON STOCK CALL JABO SUPPLY</b>	
ADDITIONAL SIZES AVAIL UPON REQUEST	



**IMPORT THREADED GALVANIZED MALLEABLE FITTINGS****CLASS 150 CROSS / CAP / UNION / FLOOR FLANGE****CROSS****IMPORT**

JABO PART#	SIZE
*	1/8"
*	1/4"
*	3/8"
*	1/2"
*	3/4"
*	1"
*	1-1/4"
*	1-1/2"
*	2"
*	2-1/2"
*	3"
*	4"
*	6"

**\*NON STOCK CALL JABO SUPPLY****CAP****IMPORT**

JABO PART#	SIZE
105-07717	1/8"
105-07718	1/4"
105-07719	3/8"
105-07720	1/2"
105-07730	3/4"
105-07740	1"
105-07750	1-1/4"
105-07760	1-1/2"
105-07770	2"
105-07780	2-1/2"
105-07790	3"
105-07791	4"
*	6"

**\*NON STOCK CALL JABO SUPPLY****UNION****IMPORT**

JABO PART#	SIZE
*	1/8"
105-07806	1/4"
105-07808	3/8"
105-07810	1/2"
105-07820	3/4"
105-07830	1"
105-07840	1-1/4"
105-07850	1-1/2"
105-07860	2"
105-07870	2-1/2"
105-07880	3"
105-07890	4"
*	6"

**\*NON STOCK CALL JABO SUPPLY****FLOOR FLANGE****IMPORT**

JABO PART#	SIZE
*	1/8"
*	1/4"
*	3/8"
*	1/2"
*	3/4"
*	1"
*	1-1/4"

JABO PART#	SIZE
*	1-1/2"
105-10000	2"
*	2-1/2"
*	3"
*	4"
*	6"

**\*NON STOCK CALL JABO SUPPLY****\*NON STOCK CALL JABO  
SUPPLY**


## IMPORT THREADED GALVANIZED MALLEABLE FITTINGS

## CLASS 150 REDUCING COUPLING / MERCHANT COUPLING

## REDUCING COUPLING

## IMPORT



JABO PART#	SIZE	JABO PART#	SIZE
105-07500	1/4" X 1/8"	105-07660	2" X 1"
105-07510	3/8" X 1/4"	105-07661	2" X 3/4"
105-07512	3/8" X 1/8"	*	2" X 1/2"
105-07520	1/2" X 3/8"	*	2-1/2" X 3/4"
105-07530	1/2" X 1/4"	*	2-1/2" X 1"
*	1/2" X 1/8"	105-07664	2-1/2" X 1-1/2"
105-07540	3/4" X 1/2"	105-07663	2-1/2" X 2"
105-07550	3/4" X 3/8"	*	3" X 1"
105-07560	3/4" X 1/4"	*	3" X 1-1/2"
*	3/4" X 1/8"	105-07690	3" X 2"
105-07561	1" X 3/4"	105-07680	3" X 2-1/2"
105-07562	1"X 1/2"	105-07695	4" X 3"
*	1" X 3/8"	*	4" X 2-1/2"
105-07480	1" X 1/4"	105-07697	4" X 2"
105-07563	1-1/4" X 1"	105-07696	4" X 1-1/2"
105-07580	1-1/4" X 3/4"	*	6" X 4"
105-07590	1-1/4" X 1/2"	*	6" X 3"
105-07610	1-1/2" X 1-1/4"		
105-07620	1-1/2" X 1"		
105-07630	1-1/2" X 3/4"		
105-07640	1-1/2"X1/2"		
105-07650	2" X 1-1/2"		
105-07652	2" X 1-1/4"		
*NON STOCK CALL JABO SUPPLY			

MERCHANT STEEL  
COUPLING

## IMPORT



JABO PART#	SIZE
012-94210	1/8"
012-94220	1/4"
012-94230	3/8"
012-94240	1/2"
012-94250	3/4"
012-94260	1"
012-94270	1-1/4"
012-94280	1-1/2"
012-94290	2"
012-94300	2-1/2"
012-94310	3"
012-94330	3-1/2"
*	4"
*	5"
*	6"
*	8"
*NON STOCK CALL JABO SUPPLY	


## IMPORT THREADED GALVANIZED MALLEABLE FITTINGS

## CLASS 150 HEX HEAD BUSHING / PLUGS

## HEX BUSHING

IMPORT



JABO PART#	SIZE	JABO PART#	SIZE
105-08040	1/4" X 1/8"	105-08165	2" X 1"
105-08041	3/8" X 1/4"	105-08166	2" X 3/4"
105-08042	3/8" X 1/8"	105-08167	2" X 1/2"
105-08043	1/2" X 3/8"	*	2" X 3/8"
105-08044	1/2" X 1/4"	*	2" X 1/4"
105-08045	1/2" X 1/8"	105-08190	2-1/2" X 2"
105-08046	3/4" X 1/2"	105-08191	2-1/2" X 1-1/2"
105-08047	3/4" X 3/8"	*	2-1/2" X1-1/4"
105-08048	3/4" X 1/4"	*	2-1/2" X 1"
105-08049	3/4" X 1/8"	*	3" X 3/4"
105-08060	1" X 3/4"	105-08210	3" X 2-1/2"
105-08070	1"X 1/2"	105-08220	3" X 2"
105-08050	1" X 3/8"	105-08230	3" X 1-1/2"
105-08051	1" X 1/4"	*	3" X 1-1/4"
105-08090	1-1/4" X 1"	*	3" X 1"
105-08100	1-1/4" X 3/4"	*	3-1/2" X 2"
105-08110	1-1/4" X 1/2"	*	3-1/2" X 1-1/2"
105-08112	1-1/4" X 3/8"	*	3-1/2" X 2-1/2"
105-08114	1-1/4" X 1/4"	*	3-1/2" X 3"
105-08120	1-1/2" X1-1/4"	105-08250	4" X 3"
105-08130	1-1/2" X 1"	105-08275	4" X 2-1/2"
105-08140	1-1/2" X 3/4"	*	4" X 1-1/2"
105-08150	1-1/2" X 1/2"	105-08270	4" X 2"
105-08152	1-1/2" X 3/8"		
105-08154	1-1/2" X 1/4"		
105-08160	2" X 1-1/2"		
105-08170	2" X 1-1/4"		
*NON STOCK CALL JABO SUPPLY			

## SOLID SQ HEAD PLUGS

IMPORT



JABO PART#	SIZE
105-08335	1/8"
105-08336	1/4"
105-08337	3/8"
105-08338	1/2"
105-08339	3/4"
105-08340	1"
105-08350	1-1/4"
105-08360	1-1/2"
105-08370	2"
105-08380	2-1/2"
105-08390	3"
105-08391	4"
*	6"
*NON STOCK CALL JABO SUPPLY	

SQUARE HEAD  
COUNTER-SUNK PLUG

IMPORT



JABO PART#	SIZE
*NON STOCK CALL JABO SUPPLY	

# DOMESTIC GALVANIZED STEEL

*THREADED MALLEABLE FITTINGS*



## DOMESTIC THREADED GALVANIZED MALLEABLE FITTINGS

## CLASS 150 ELBOW

## 90 ELBOW

## DOMESTIC



JABO PART#	SIZE
*	1/8"
*	1/4"
*	3/8"
*	1/2"
005-30050	3/4"
005-30060	1"
005-30070	1-1/4"
005-30080	1-1/2"
005-30090	2"
*	2-1/2"
*	3"
*	4"
*	6"
*NON STOCK CALL JABO SUPPLY	

## REDUCING 90

## DOMESTIC



JABO PART#	SIZE
*	3/4" X 1/2"
*	1" X 3/4"
*	1" X 1/2"
*	1-1/4" X 1"
*	1-1/4" X 3/4"
*	1-1/2" X 1-1/4"
*	1-1/2" X 1"
*	2" X 1-1/2"
*	2" X 1-1/4"
*	2" X 1"
*NON STOCK CALL JABO SUPPLY	

## 45 ELBOW

## DOMESTIC



JABO PART#	SIZE
*	1/8"
*	1/4"
*	3/8"
005-31850	1/2"
005-31860	3/4"
005-31870	1"
005-31880	1-1/4"
005-31890	1-1/2"
005-31900	2"
*	2-1/2"
*	3"
*	4"
*	6"
*NON STOCK CALL JABO SUPPLY	



## DOMESTIC THREADED GALVANIZED MALLEABLE FITTINGS

## CLASS 150 STREET ELBOW

## STREET 90

## DOMESTIC



JABO PART#	SIZE
*	1/8"
*	1/4"
*	3/8"
005-31210	1/2"
005-31220	3/4"
005-31230	1"
005-31240	1-1/4"
005-31250	1-1/2"
005-31260	2"
*	2-1/2"
*	3"
*	4"
*	6"

\*NON STOCK CALL JABO SUPPLY

## STREET 45

## DOMESTIC



JABO PART#	SIZE
*	1/8"
*	1/4"
*	3/8"
*	1/2"
*	3/4"
*	1"
*	1-1/4"
*	1-1/2"
*	2"
*	2-1/2"
*	3"
*	4"
*	6"

\*NON STOCK CALL JABO SUPPLY



## DOMESTIC THREADED GALVANIZED MALLEABLE FITTINGS

## CLASS 150 TEE / REDUCING TEE

## TEE

## DOMESTIC



JABO PART#	SIZE
*	1/8"
*	1/4"
*	3/8"
005-32290	1/2"
005-32300	3/4"
005-32310	1"
005-32320	1-1/4"
005-32330	1-1/2"
005-32340	2"
*	2-1/2"
*	3"
*	4"
*	6"

\*NON STOCK CALL JABO SUPPLY

## REDUCING TEE

## DOMESTIC



JABO PART#	SIZE
*	1/2" X 1/4"
*	1/2" X 3/8"
*	1/2" X 3/4"
*	3/4" X 1/4"
*	3/4" X 3/8"
*	3/4" X 1/2"
*	1/2" X 1"
*	1" X 1/4"
*	1" X 1/2"
*	1" X 3/4"
*	1-1/4" X 1/2"
*	1-1/4" X 3/4"
*	1-1/4" X 1"
*	1-1/2" X 1/2"
*	1-1/2" X 3/4"
*	1-1/2" X 1"
*	1-1/2" X 1-1/4"
*	2" X 1/2"
*	2" X 3/4"
*	2" X 1"
*	2" X 1-1/4"
*	2" X 1-1/2"
*	2" X 2-1/2"
*	2-1/2" X 2"
*	3" X 2"
*	3" X 1-1/2"
*	4" X 3"
*	4" X 2"

RUN X BRANCH

\*NON STOCK CALL JABO SUPPLY



## DOMESTIC THREADED GALVANIZED MALLEABLE FITTINGS

## CLASS 150 CROSS / CAP / UNION / FLOOR FLANGE

## CROSS

## DOMESTIC



JABO PART#	SIZE
*	1/8"
*	1/4"
*	3/8"
*	1/2"
*	3/4"
*	1"
*	1-1/4"
*	1-1/2"
*	2"
*	2-1/2"
*	3"
*	4"
*	6"

\*NON STOCK CALL JABO SUPPLY

## CAP

## DOMESTIC



JABO PART#	SIZE
*	1/8"
*	1/4"
*	3/8"
*	1/2"
*	3/4"
*	1"
*	1-1/4"
*	1-1/2"
*	2"
*	2-1/2"
*	3"
*	4"
*	6"

## UNION

## DOMESTIC



JABO PART#	SIZE
*	1/8"
*	1/4"
*	3/8"
005-38380	1/2"
005-38390	3/4"
005-38400	1"
005-38410	1-1/4"
005-38420	1-1/2"
005-38430	2"
*	2-1/2"
*	3"
*	4"
*	6"

\*NON STOCK CALL JABO SUPPLY



## FLOOR FLANGE

## DOMESTIC



JABO PART#	SIZE	JABO PART#	SIZE
*	1/8"	*	1-1/2"
*	1/4"	*	2"
*	3/8"	*	2-1/2"
*	1/2"	*	3"
*	3/4"	*	4"
*	1"	*	6"
*	1-1/4"	*NON STOCK CALL JABO SUPPLY	

## DOMESTIC THREADED GALVANIZED MALLEABLE FITTINGS

## CLASS 150 REDUCING COUPLING / MERCHANT COUPLING

## REDUCING COUPLING

## DOMESTIC



JABO PART#	SIZE
*	1/4" X 1/8"
*	3/8" X 1/4"
*	3/8" X 1/8"
*	1/2" X 3/8"
*	1/2" X 1/4"
*	1/2" X 1/8"
005-35820	3/4" X 1/2"
*	3/4" X 3/8"
*	3/4" X 1/4"
*	3/4" X 1/8"
005-35860	1" X 3/4"
*	1" X 1/2"
*	1" X 3/8"
*	1" X 1/4"
*	1-1/4" X 1"
*	1-1/4" X 3/4"
*	1-1/4" X 1/2"
005-35930	1-1/2" X 1-1/4"
*	1-1/2" X 1"
*	1-1/2" X 3/4"
*	1-1/2" X 1/2"
005-35970	2" X 1-1/2"
*	2" X 1-1/4"
*NON STOCK CALL JABO SUPPLY	

JABO PART#	SIZE
*	2" X 1"
*	2" X 3/4"
*	2" X 1/2"
*	2-1/2" X 3/4"
*	2-1/2" X 1"
*	2-1/2" X 1-1/2"
*	2-1/2" X 2"
*	3" X 1"
*	3" X 1-1/2"
*	3" X 2"
*	3" X 2-1/2"
*	4" X 3"
*	4" X 2-1/2"
*	4" X 2"
*	4" X 1-1/2"
*	6" X 4"
*	6" X 3"
*NON STOCK CALL JABO SUPPLY	

MERCHANT STEEL  
COUPLING

## DOMESTIC



JABO PART#	SIZE
*	1/8"
*	1/4"
*	3/8"
*	1/2"
*	3/4"
*	1"
*	1-1/4"
*	1-1/2"
*	2"
*	2-1/2"
*	3"
*	3-1/2"
*	4"
*	5"
*	6"
*	8"
*NON STOCK CALL JABO SUPPLY	



## DOMESTIC THREADED GALVANIZED MALLEABLE FITTINGS

## CLASS 150 HEX HEAD BUSHING / PLUGS

## HEX BUSHING

## DOMESTIC



JABO PART#	SIZE
*	1/4" X 1/8"
*	3/8" X 1/4"
*	3/8" X 1/8"
*	1/2" X 3/8"
*	1/2" X 1/4"
*	1/2" X 1/8"
*	3/4" X 1/2"
*	3/4" X 3/8"
*	3/4" X 1/4"
*	3/4" X 1/8"
*	1" X 3/4"
*	1" X 1/2"
*	1" X 3/8"
*	1" X 1/4"
*	1" X 1/8"
*	1-1/4" X 1"
*	1-1/4" X 3/4"
*	1-1/4" X 1/2"
*	1-1/4" X 3/8"
*	1-1/4" X 1/4"
*	1-1/2" X 1-1/4"
*	1-1/2" X 1"
*	1-1/2" X 3/4"
*	1-1/2" X 1/2"
*	1-1/2" X 3/8"
*	1-1/2" X 1/4"
*	2" X 1-1/2"
*	2" X 1-1/4"
*NON STOCK CALL JABO SUPPLY	

JABO PART#	SIZE
*	2" X 1"
*	2" X 3/4"
*	2" X 1/2"
*	2" X 3/8"
*	2" X 1/4"
*	2-1/2" X 2"
*	2-1/2" X 1-1/2"
*	2-1/2" X 1-1/4"
*	2-1/2" X 1"
*	3" X 3/4"
*	3" X 2-1/2"
*	3" X 2"
*	3" X 1-1/2"
*	3" X 1-1/4"
*	3" X 1"
*	3-1/2" X 2"
*	3-1/2" X 1-1/2"
*	3-1/2" X 2-1/2"
*	3-1/2" X 3"
105-08250	4" X 3"
105-08275	4" X 2-1/2"
*	4" X 1-1/2"
105-08270	4" X 2"
*NON STOCK CALL JABO SUPPLY	

## SOLID SQ HEAD PLUGS

## DOMESTIC



JABO PART#	SIZE
*	1/8"
*	1/4"
*	3/8"
*	1/2"
*	3/4"
*	1"
*	1-1/4"
*	1-1/2"
*	2"
*	2-1/2"
*	3"
*	4"
*	6"
*NON STOCK CALL JABO SUPPLY	

SQUARE HEAD  
COUNTER SUNK PLUG

## DOMESTIC



JABO PART#	SIZE
*NON STOCK CALL JABO SUPPLY	





# GALVANIZED MALLEABLE FITTINGS



JABO SUPPLY SINCE 1964 SERVICE IS MORE THAN A PROMISE  
(304)-736-8333

*AVAILABLE IN BOTH*

**IMPORT**

**DOMESTIC**

**GALVANIZED STEEL**  
NIPPLES



**INDEX**

	<b>PAGE #</b>
Picture Index Galvanized Steel Import Nipples	43
Picture Index Galvanized Steel Domestic Nipples	43

**IMPORT NIPPLES (PAGES 44-48)**

	<b>PAGE #</b>
Schedule 40 Std Nipple A53	45-46
Schedule 80 XH A53	47-48
<b>* NON STOCK</b>	

**DOMESTIC NIPPLES (PAGE 49)**

	<b>PAGE #</b>
Schedule 40 Std Nipple A53	*
Schedule 80 XH A53	*
<b>* NON STOCK</b>	



## PICTURE INDEX

## IMPORT PIPE NIPPLES

SCH 40 STD	SCH 80 XH	CALL JABO SUPPLY	CALL JABO SUPPLY
A53	A53	(304) 736-8333	(304) 736-8333
		JABO SUPPLY CAN FABRICATE NIPPLES FROM 1/8" - 4"	
PAGE 45-46	PAGE 47-48	Call your CSR for more details	

## DOMESTIC PIPE NIPPLES

	SCH 80 XH	CALL JABO SUPPLY	CALL JABO SUPPLY
A53	A53	(304) 736-8333	(304) 736-8333
		JABO SUPPLY CAN FABRICATE NIPPLES FROM 1/8" - 4"	
PAGE 49 NON STOCK	PAGE 49 NON STOCK	Call your CSR for more details	

# IMPORT GALVANIZED STEEL *NIPPLES*



**IMPORT GALVANIZED NIPPLES****SCH 40 STD A53**

<b>1/8"</b>		<b>1/4"</b>		<b>3/8"</b>		<b>1/2"</b>	
JABO PART#	LENGTH	JABO PART#	LENGTH	JABO PART#	LENGTH	JABO PART#	LENGTH
004-36000	CLOSE	004-36580	CLOSE	004-37160	CLOSE	004-37740	CLOSE
004-36020	1-1/2"	004-36600	1-1/2"	004-37180	1-1/2"	004-37760	1-1/2"
004-36040	2"	004-36620	2"	004-37200	2"	004-37780	2"
004-36060	2-1/2"	004-36640	2-1/2"	004-37220	2-1/2"	004-37800	2-1/2"
004-36080	3"	004-36660	3"	004-37240	3"	004-37820	3"
004-36100	3-1/2"	004-36680	3-1/2"	004-37260	3-1/2"	004-37840	3-1/2"
004-36120	4"	004-36700	4"	004-37280	4"	004-37860	4"
004-36140	4-1/2"	004-36720	4-1/2"	004-37300	4-1/2"	004-37880	4-1/2"
004-36160	5"	004-36740	5"	004-37320	5"	004-37900	5"
004-36180	5-1/2"	004-36760	5-1/2"	004-37340	5-1/2"	004-37920	5-1/2"
004-36200	6"	004-36780	6"	004-37360	6"	004-37940	6"
*	7"	*	7"	*	7"	*	7"
*	8"	*	8"	*	8"	*	8"
*	10"	*	10"	*	10"	*	10"
*	12"	*	12"	*	12"	004-38070	12"

JABO SUPPLY CAN FABRICATE NIPPLES UP TO 4" - CALL YOUR CSR FOR MORE DETAILS

<b>3/4"</b>		<b>1"</b>		<b>1-1/4"</b>		<b>1-1/2"</b>	
JABO PART#	LENGTH	JABO PART#	LENGTH	JABO PART#	LENGTH	JABO PART#	LENGTH
004-38320	CLOSE	004-38920	CLOSE	004-39480	CLOSE	004-40040	CLOSE
004-38340	1-1/2"	*	1-1/2"	*	1-1/2"	*	1-1/2"
004-38360	2"	004-38940	2"	004-39500	2"	004-40060	2"
004-38380	2-1/2"	004-38960	2-1/2"	004-39520	2-1/2"	004-40080	2-1/2"
004-38400	3"	004-38980	3"	004-39540	3"	004-40100	3"
004-38420	3-1/2"	004-39000	3-1/2"	004-39560	3-1/2"	004-40120	3-1/2"
004-38440	4"	004-39020	4"	004-39580	4"	004-40140	4"
004-38460	4-1/2"	004-39040	4-1/2"	004-39600	4-1/2"	004-40160	4-1/2"
004-38480	5"	004-39060	5"	004-39620	5"	004-40180	5"
004-38500	5-1/2"	004-39080	5-1/2"	004-39640	5-1/2"	004-40200	5-1/2"
004-38520	6"	004-39100	6"	004-39660	6"	004-40220	6"
*	7"	*	7"	*	7"	*	7"
*	8"	004-39110	8"	*	8"	*	8"
*	10"	004-39120	10"	*	10"	*	10"
*	12"	004-39130	12"	*	12"	*	12"
*	14"	004-39140	14"	*	14"	*	14"
*	16"	*	16"	*	16"	004-40230	16"
*	18"	*	18"	*	18"	*	18"
*	24"	*	24"	*	24"	*	24"

\*NON STOCK CALL JABO SUPPLY

## IMPORT GALVANIZED STEEL NIPPLES

## SCH 40 STD NIPPLE A53

2"		2-1/2"		3"		4"	
JABO PART#	LENGTH	JABO PART#	LENGTH	JABO PART#	LENGTH	JABO PART#	LENGTH
004-40600	CLOSE	004-41140	CLOSE	004-41660	CLOSE	004-42660	CLOSE
*	1-1/2"	*	1-1/2"	*	1-1/2"	*	1-1/2"
*	2"	*	2"	*	2"	*	2"
004-40620	2-1/2"	*	2-1/2"	*	2-1/2"	*	2-1/2"
004-40640	3"	004-41160	3"	004-41680	3"	*	3"
004-40660	3-1/2"	004-41180	3-1/2"	004-41720	3-1/2"	*	3-1/2"
004-40680	4"	004-41200	4"	004-41740	4"	004-42680	4"
004-40700	4-1/2"	004-41220	4-1/2"	004-41760	4-1/2"	*	4-1/2"
004-40720	5"	004-41240	5"	004-41780	5"	004-42720	5"
004-40740	5-1/2"	004-41260	5-1/2"	*	5-1/2"	004-42740	5-1/2"
004-40760	6"	004-41280	6"	004-41800	6"	004-42760	6"
*	7"	*	7"	*	7"	*	7"
*	8"	*	8"	*	8"	*	8"
*	10"	*	10"	*	10"	*	10"
004-40830	12"	*	12"	*	12"	*	12"
*	18"	*	18"	*	18"	*	18"
004-40890	24"	*	24"	*	24"	*	24"

6"		8"	
JABO PART#	LENGTH	JABO PART#	LENGTH
*	CLOSE	*	CLOSE
*	1-1/2"	*	1-1/2"
*	2"	*	2"
*	2-1/2"	*	2-1/2"
*	3"	*	3"
*	3-1/2"	*	3-1/2"
*	4"	*	4"
*	4-1/2"	*	4-1/2"
*	5"	*	5"
*	5-1/2"	*	5-1/2"
*	6"	*	6"
*	7"	*	7"
*	8"	*	8"
*	10"	*	10"
*	12"	*	12"
*	18"	*	18"
*	24"	*	24"



JABO SUPPLY CAN FABRICATE NIPPLES UP TO 4" -  
CALL YOUR CSR FOR MORE DETAILS

\*NON STOCK CALL JABO SUPPLY

**IMPORT GALVANIZED STEEL NIPPLES****SCH 80 XH A53**

<b>1/8"</b>		<b>1/4"</b>		<b>3/8"</b>		<b>1/2"</b>	
<b>JABO PART#</b>	<b>LENGTH</b>	<b>JABO PART#</b>	<b>LENGTH</b>	<b>JABO PART#</b>	<b>LENGTH</b>	<b>JABO PART#</b>	<b>LENGTH</b>
*	CLOSE	*	CLOSE	*	CLOSE	*	CLOSE
*	1-1/2"	*	1-1/2"	*	1-1/2"	*	1-1/2"
*	2"	*	2"	*	2"	*	2"
*	2-1/2"	*	2-1/2"	*	2-1/2"	*	2-1/2"
*	3"	*	3"	*	3"	*	3"
*	3-1/2"	*	3-1/2"	*	3-1/2"	*	3-1/2"
*	4"	*	4"	*	4"	*	4"
*	4-1/2"	*	4-1/2"	*	4-1/2"	*	4-1/2"
*	5"	*	5"	*	5"	*	5"
*	5-1/2"	*	5-1/2"	*	5-1/2"	*	5-1/2"
*	6"	*	6"	*	6"	004-44036	6"
*	7"	*	7"	*	7"	*	7"
*	8"	*	8"	*	8"	*	8"
*	10"	*	10"	*	10"	*	10"
*	12"	*	12"	*	12"	*	12"
<b>JABO SUPPLY CAN FABRICATE NIPPLES UP TO 4" - CALL YOUR CSR FOR MORE DETAILS</b>							
<b>3/4"</b>		<b>1"</b>		<b>1-1/4"</b>		<b>1-1/2"</b>	
<b>JABO PART#</b>	<b>LENGTH</b>	<b>JABO PART#</b>	<b>LENGTH</b>	<b>JABO PART#</b>	<b>LENGTH</b>	<b>JABO PART#</b>	<b>LENGTH</b>
004-44000	CLOSE	*	CLOSE	*	CLOSE	004-44030	CLOSE
*	1-1/2"	*	1-1/2"	*	1-1/2"	*	1-1/2"
004-44002	2"	004-44020	2"	*	2"	*	2"
*	2-1/2"	*	2-1/2"	*	2-1/2"	*	2-1/2"
004-44004	3"	004-44022	3"	*	3"	*	3"
*	3-1/2"	*	3-1/2"	*	3-1/2"	*	3-1/2"
004-44006	4"	*	4"	*	4"	*	4"
*	4-1/2"	*	4-1/2"	*	4-1/2"	*	4-1/2"
004-44007	5"	*	5"	*	5"	*	5"
*	5-1/2"	*	5-1/2"	*	5-1/2"	*	5-1/2"
004-44008	6"	*	6"	*	6"	*	6"
*	7"	*	7"	*	7"	*	7"
*	8"	*	8"	*	8"	*	8"
*	10"	*	10"	*	10"	*	10"
*	12"	*	12"	*	12"	*	12"
*	14"	*	14"	*	14"	*	14"
*	16"	*	16"	*	16"	*	16"
*	18"	*	18"	*	18"	*	18"
*	24"	*	24"	*	24"	*	24"

\*NON STOCK CALL JABO SUPPLY

**IMPORT GALVANIZED STEEL NIPPLES****SCH 80 XH A53**

<b>2"</b>		<b>2-1/2"</b>		<b>3"</b>		<b>4"</b>	
<b>JABO PART#</b>	<b>LENGTH</b>	<b>JABO PART#</b>	<b>LENGTH</b>	<b>JABO PART#</b>	<b>LENGTH</b>	<b>JABO PART#</b>	<b>LENGTH</b>
*	CLOSE	*	CLOSE	*	CLOSE	*	CLOSE
*	1-1/2"	*	1-1/2"	*	1-1/2"	*	1-1/2"
*	2"	*	2"	*	2"	*	2"
*	2-1/2"	*	2-1/2"	*	2-1/2"	*	2-1/2"
*	3"	*	3"	*	3"	*	3"
*	3-1/2"	*	3-1/2"	*	3-1/2"	*	3-1/2"
*	4"	*	4"	*	4"	*	4"
*	4-1/2"	*	4-1/2"	*	4-1/2"	*	4-1/2"
*	5"	*	5"	*	5"	*	5"
*	5-1/2"	*	5-1/2"	*	5-1/2"	*	5-1/2"
*	6"	*	6"	*	6"	*	6"
*	7"	*	7"	*	7"	*	7"
*	8"	*	8"	*	8"	*	8"
*	10"	*	10"	*	10"	*	10"
*	12"	*	12"	*	12"	*	12"
*	18"	*	18"	*	18"	*	18"
*	24"	*	24"	*	24"	*	24"

JABO SUPPLY CAN FABRICATE NIPPLES UP TO 4" - CALL YOUR CSR FOR MORE DETAILS

<b>6"</b>		<b>8"</b>	
<b>JABO PART#</b>	<b>LENGTH</b>	<b>JABO PART#</b>	<b>LENGTH</b>
*	CLOSE	*	CLOSE
*	1-1/2"	*	1-1/2"
*	2"	*	2"
*	2-1/2"	*	2-1/2"
*	3"	*	3"
*	3-1/2"	*	3-1/2"
*	4"	*	4"
*	4-1/2"	*	4-1/2"
*	5"	*	5"
*	5-1/2"	*	5-1/2"
*	6"	*	6"
*	7"	*	7"
*	8"	*	8"
*	10"	*	10"
*	12"	*	12"
*	18"	*	18"
*	24"	*	24"



\*NON STOCK CALL JABO SUPPLY

**DOMESTIC GALVANIZED NIPPLES**

# **DOMESTIC GALVANIZED STEEL NIPPLES**



**All Domestic Galvanized Nipples are NON STOCK**

***CALL YOUR JABO CSR AND ASK FOR THE FOLLOWING***

1. Domestic Galvanized Nipple
2. Size
3. Length

# GALVANIZED STEEL PIPE NIPPLES



JABO SUPPLY SINCE 1964 SERVICE IS MORE THAN A PROMISE  
(304)-736-8333



# GALVANIZED STEEL PIPE & FITTINGS



JABO SUPPLY SINCE 1964 SERVICE IS MORE THAN A PROMISE  
(304)-736-8333